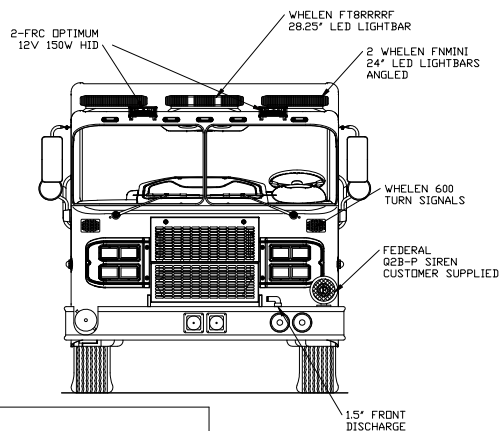


GROUND LADDERS & PIKE POLES			
ITEM	LADDER LENGTH	MODEL	QTY
A	24' 2 SEC	900A	1
B	14' ROOF	775A	1
C	10' ATTIC	585A	1
D	PIKE POLES		2
E			
F			
G			
H			
I			

COMPT.	OPENING	UPPER DEPTH	LOWER
L1	31W X 55.5H	15.25	25.75
L2	53W X 24H	15.25	N/A
L3	33W X 55.5H	15.25	25.75
T1	39W X 22H	27	
R1	31W X 30.5H	15.25	25.75
R2	33W X 30.5H	15.25	25.75
INTERMEDIATE DIVIDE HEIGHT			
L1/L3	26.5	R1/R3	26.5

NOTE: LINE-X SHELVES AND TRAYS



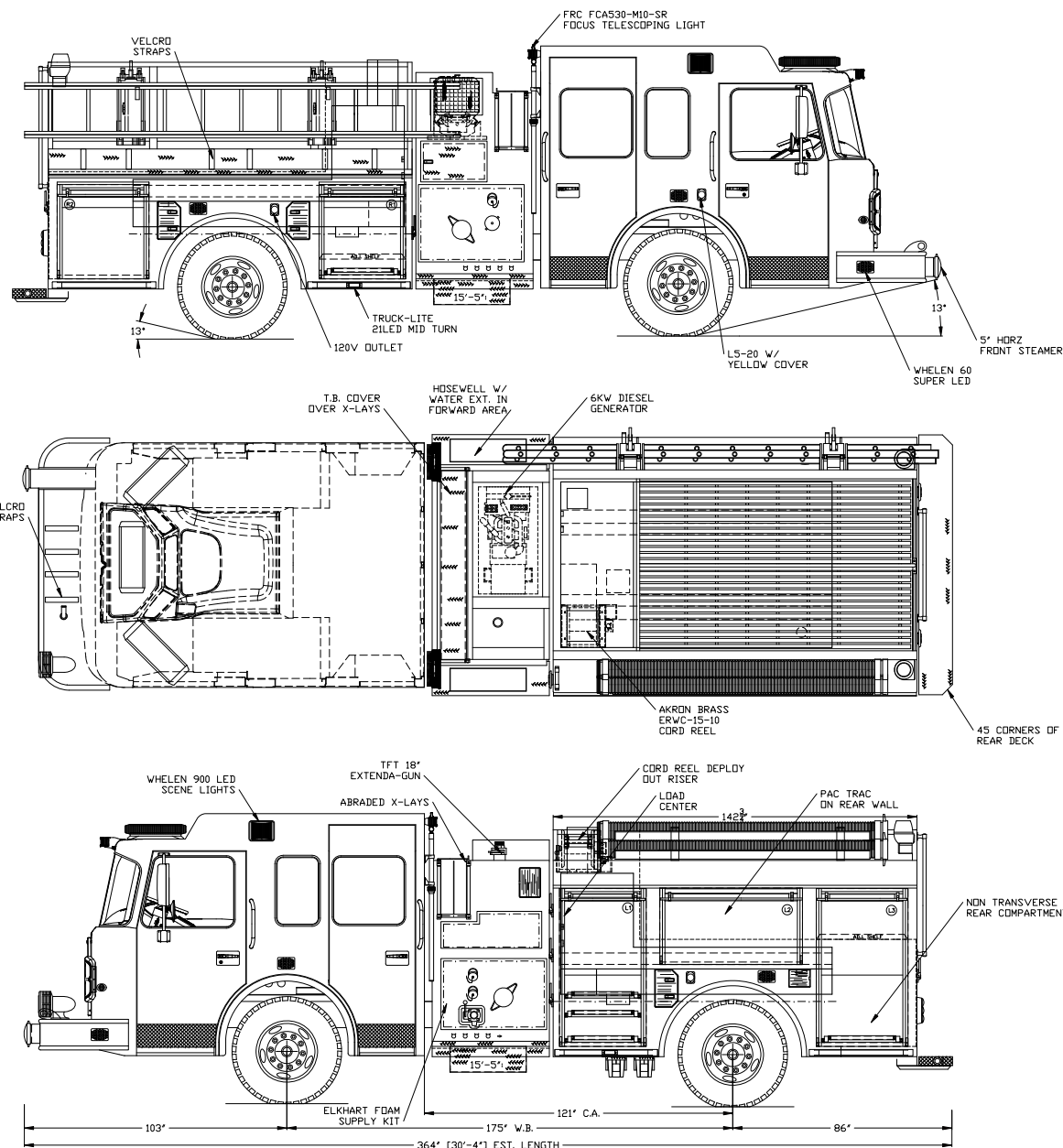
NOTE:
UNSPECIFIED DECKGUNS WILL NOT BE INCLUDED IN THE OVERALL HEIGHT OF THE VEHICLE. THE ADDITION OF A DECKGUN MAY INCREASE THE OVERALL HEIGHT OF THE VEHICLE.

NOTE:
DIMENSIONS SHOWN ARE APPROXIMATE AND ARE SUBJECT TO CHANGE AS MAY BE FOUND NECESSARY DURING CONSTRUCTION. MINOR DETAILS MAY NOT BE SHOWN.


THE DRAWING IS FOR REFERENCE PURPOSES ONLY. SOME ITEMS MAY OR MAY NOT APPEAR ON THE DRAWING THAT MAY OR MAY NOT INCLUDED IN THE SPECIFICATIONS. SPECIFICATIONS SHALL BE THE FINAL AUTHORITY TO BE DETERMINED WHAT IS SUPPLIED ON THE APPARATUS.

PUMP: WATERIOUS 1500 GPM
TANK: POLY 500 GAL W/4" OVERFLOW
FOAM: 40 GAL CELL
BODY: ALUMINUM
HOSE BED: 170 CUBIC FEET
COMPARTMENTS: 133 CUBIC FEET
CHASSIS: SPARTAN MFD CLASSIC
MAP BOX: NONE
EMS COMPARTMENT: NONE

**FINAL
APPROVAL**



Date	Approval Signatures	Revisions
	DEALER	
	FIRE CHIEF	
	SALES AD.	
	PRODUCTION	
	ENGINEERING	



Revisions	SMEAL FIRE APPARATUS SNYDER, NE 68664		
	SPARKILL FD SPARKILL, NY.		
Drawn by: JAW	Scale: 3/8"=1'	Material:	
Chk'd:	Date: 1/5/09	Drawing No: 3757	
18 x 24	SD		